



WMS Mission

To provide meaningful and engaging work in the pursuit of profound learning.

WMS Vision

To be the world-class learning organization focused on continuous quality growth for all.

WMS Strategic Target Areas:

Student Learning
Safe and Healthy Environment
Fiscal Responsibility

Strategic Plan and Stakeholder Review 2014-15

WMS establishes five year goals to support the district's mission and vision and to guide its work in three strategic target areas. The current Strategic Plan extends through spring 2016. Goal status is monitored three times per year and posted for our stakeholders.



2011-2016 WWS Strategic Plan

Student Learning

By 2016,

- WWS Graduation Rates will have continually exceeded 90%.
- 97% of WWS Graduates will have passed the English 10 End of Course Assessment (ECA).
- 97% of WWS Graduates will have passed the Algebra 1 End of Course Assessment (ECA).
- 58% of WWS Graduates will graduate with an Honors Diploma.
- 52% of WWS Graduates will have scored 3 or above on one or more Advanced Placement Exams.
- WWS students in grade levels three through eight will meet or exceed 90% ISTEP+ passing rates for combined English/Language Arts and Math (ELS/Math).
- WWS student in grades two through seven will sustain a national ranking of 90th percentile or greater in NWEA Gains for reading, math, and language.
- WWS student in grades two through eight will sustain a 90th percentile or greater ranking in NWEA Status as national comparisons for reading, math, and language.

Safe and Healthy Environment

Continuously over five years,

- Each building will achieve an exemplary rating during 100% of its safety preparedness exercises.
- 90% of students, staff, parents, and community members will report an overall satisfaction level of satisfied or highly satisfied with Westfield Washington Schools.
- WWS students will sustain a 97% or greater attendance rate each trimester.

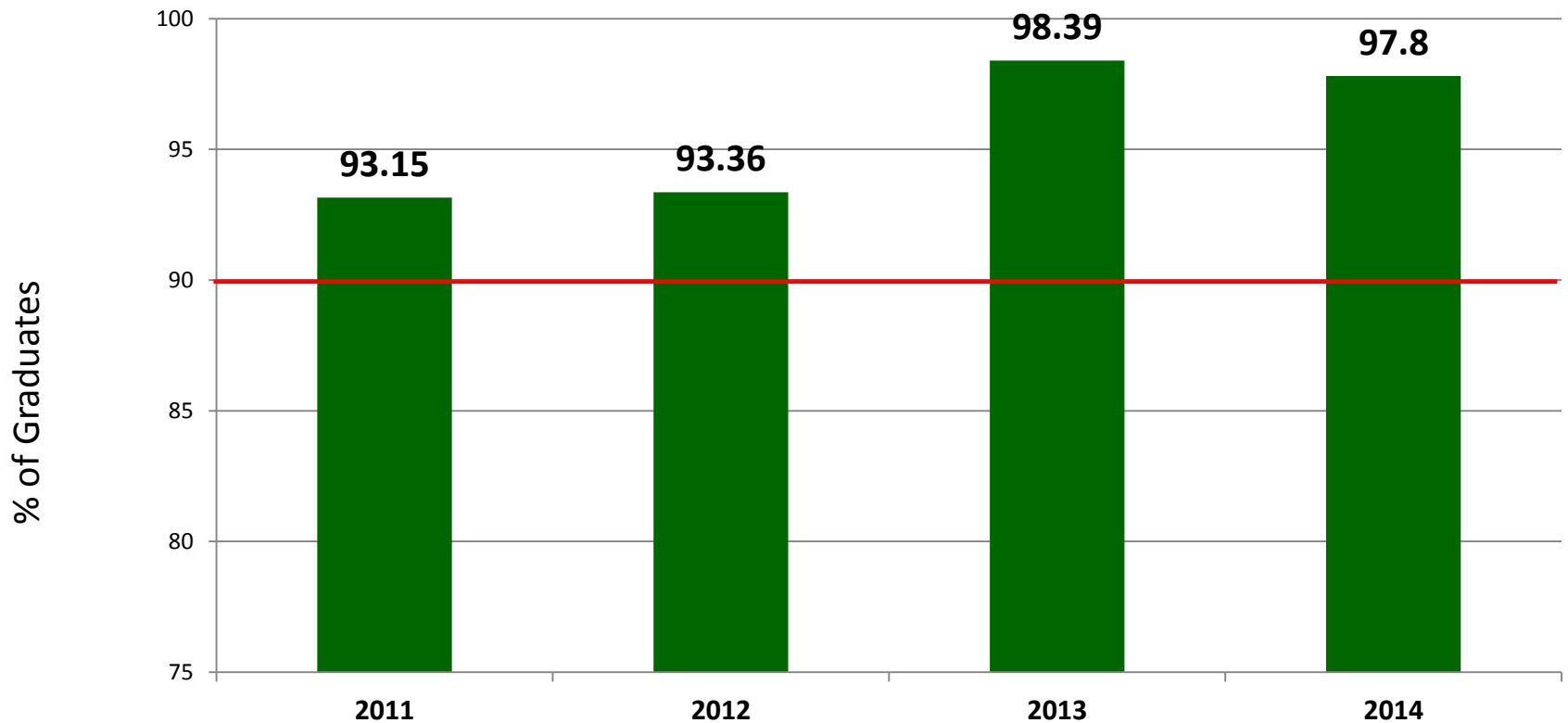
Fiscal Responsibility

- Westfield Washington Schools will achieve 8% year-end cash balances in all funds.
- Total expenditures per student in non-instructional funds will not increase by more than 1% per year. Available expenditures will be directed to the General Fund to meet instructional needs.



“a shared district goal”

By 2016, WWS Graduation Rates will have continually exceeded 90%.

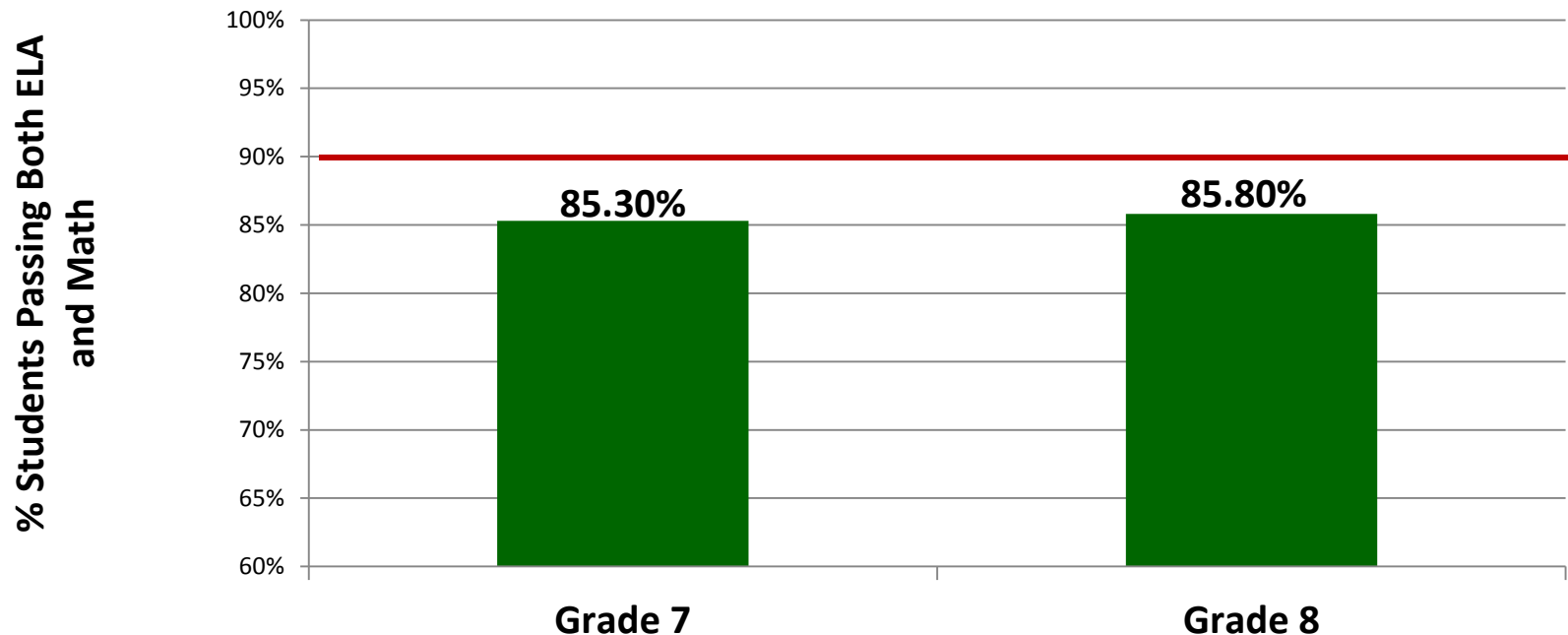


Indiana defines graduation rate as the % of a cohort of students identified in the 9th grade year who earn a diploma within 4 years.

**The Indiana Department of Education monitors cohort graduation rates delaying release of final graduation rates until the following year. 2014 rates were released in March, 2015.*



By 2016, WMS students will meet or exceed 90% ISTEP+ passing rates for combined English/Language Arts and Math (ELA/MATH).

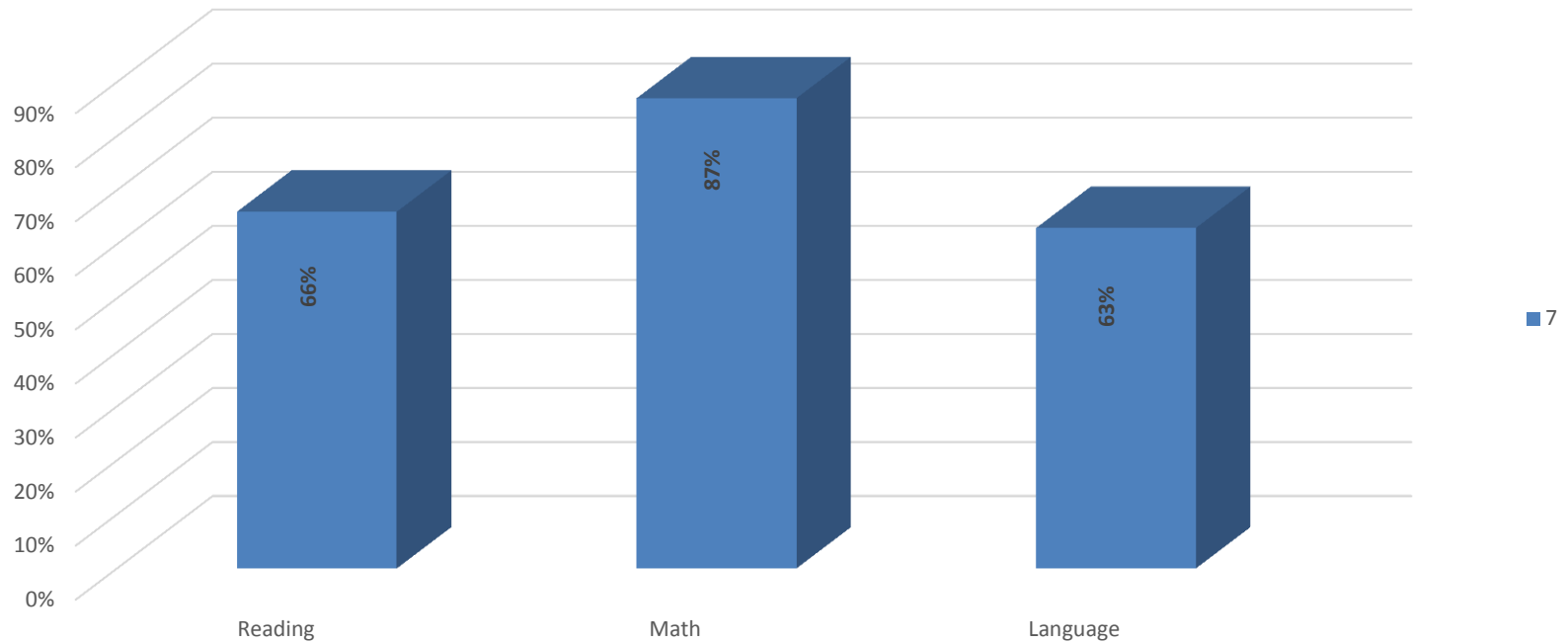


Results are from the spring 2014 test session and will be updated with each release from the Indiana Department of Education.



By 2016, WMS students in grade 7 will sustain a national ranking of 90th percentile or greater in NWEA Gains (Growth) for reading, math, and language.

WMS
2014-15 NWEA GAINS

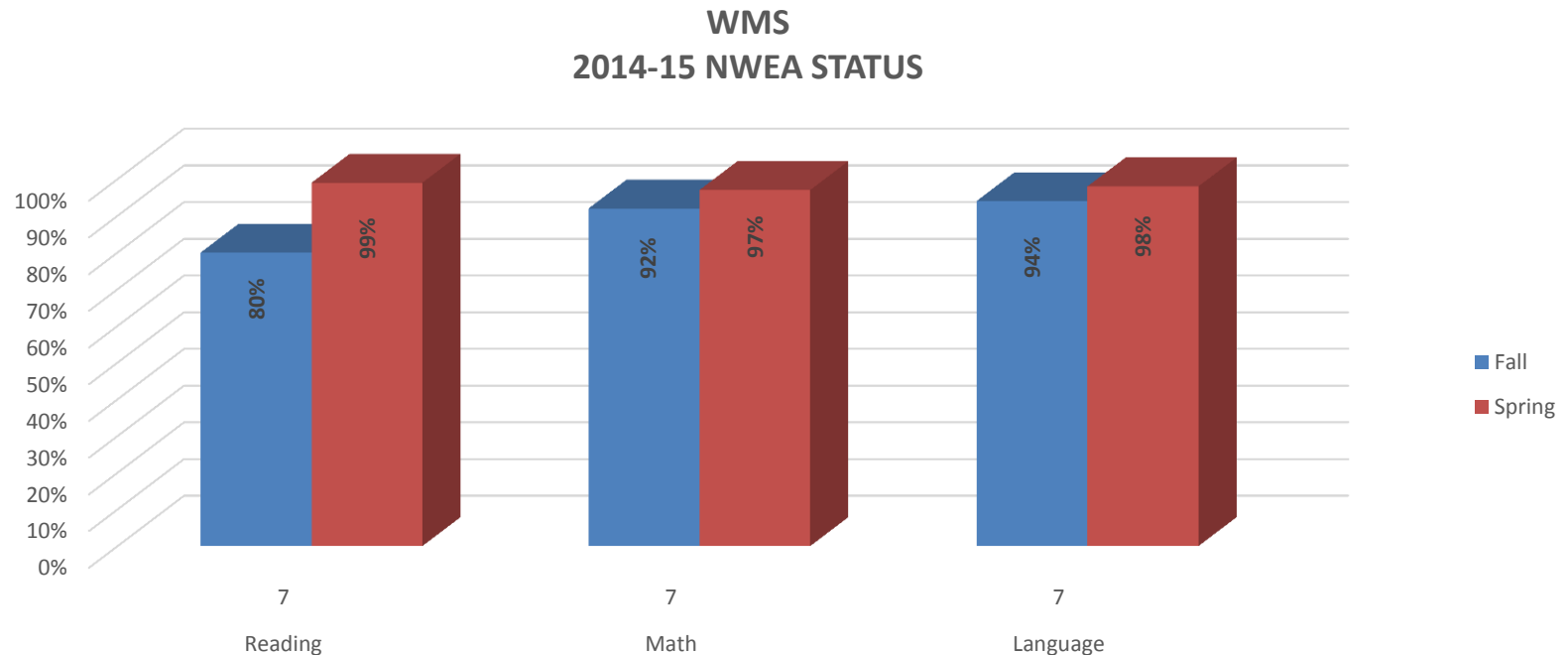


NOTE: The graph above depicts the performance of our students at the end of the 2014-2015 school year. The NWEA assessment has been redesigned to align with the Indiana College Career Ready (ICCR) standards.



Stakeholder Review

By 2016, WMS students in grade 7 will sustain a 90th percentile or greater ranking in NWEA Status as national comparisons for reading, math, and language.

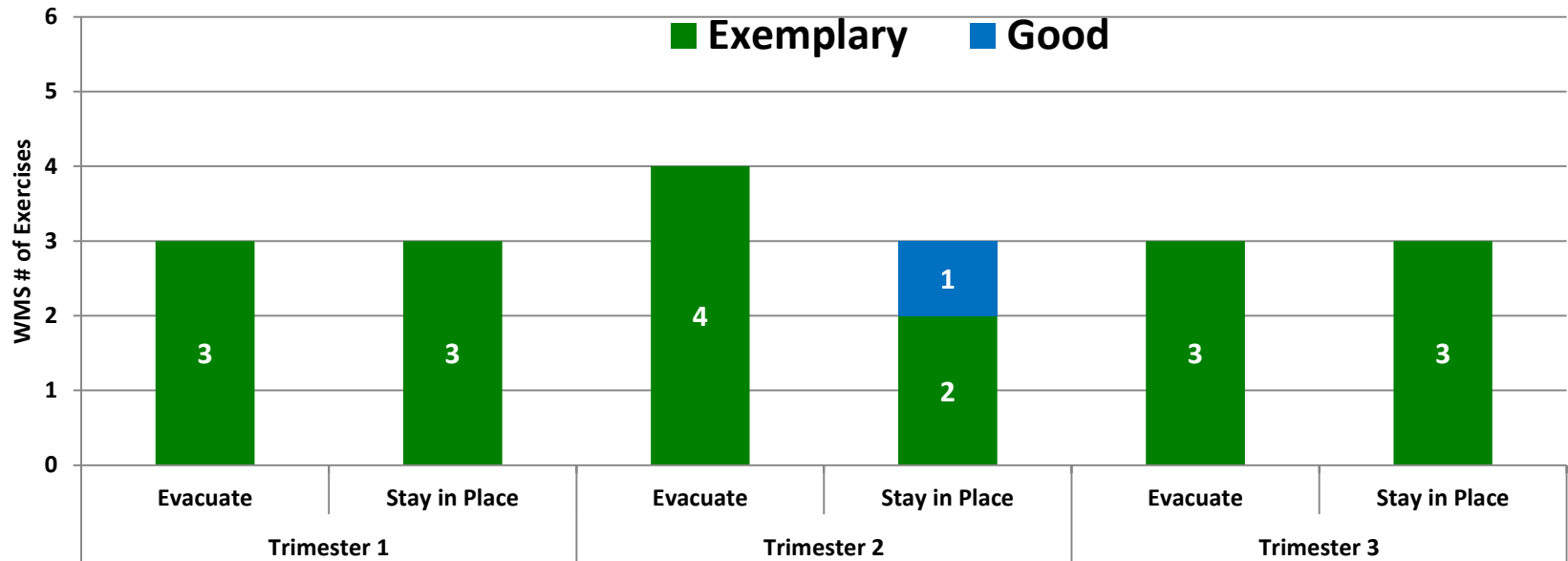


Status norms indicate how well WWS students perform compared to other students across the nation in that grade level. Each grade level shows fall and spring status.

NOTE: The graph above depicts the performance of our students at the end of the 2014-2015 school year. The NWEA assessment has been redesigned to align with the Indiana College Career Ready (ICCR) standards.



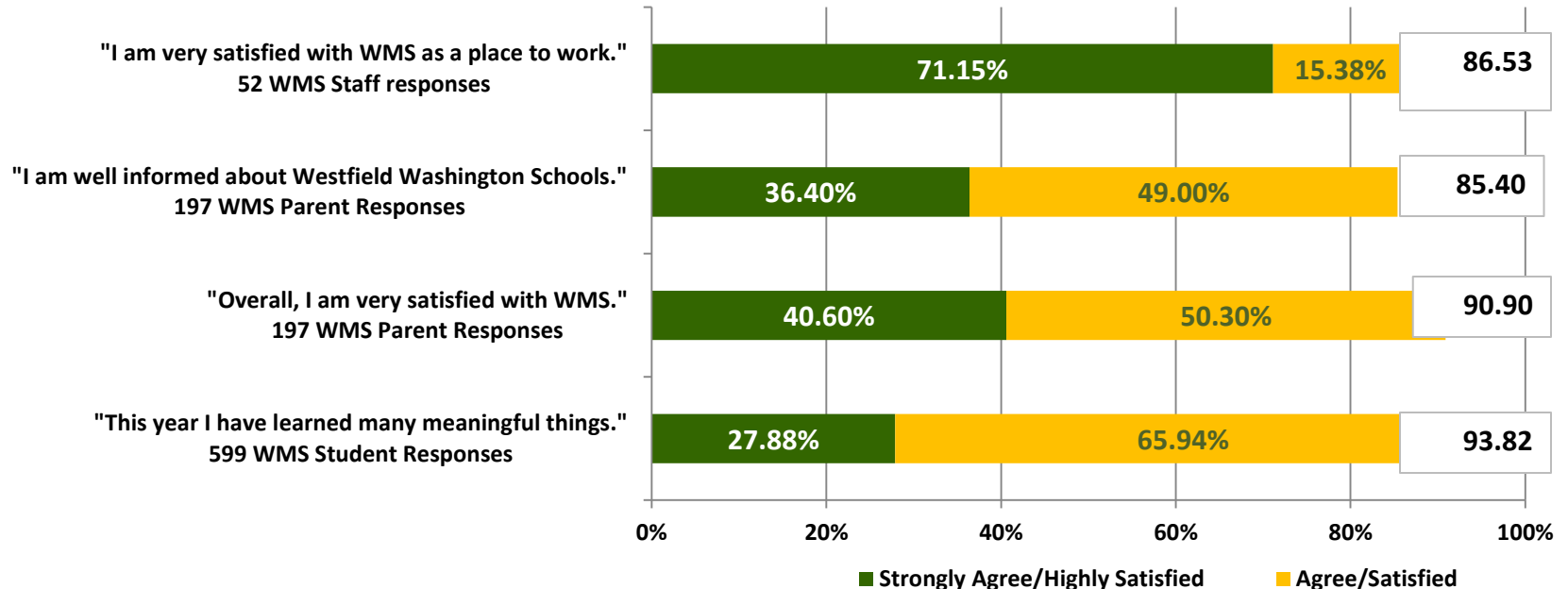
Each building will achieve an exemplary rating during 100% of its safety preparedness exercises.



Student safety is dependent upon preparedness. WMS is committed to frequent practice and continuous improvement in responding to drills which intentionally introduce unexpected challenges that simulate those likely to occur in the event of real emergencies. Results are as of February 27, 2015.



90% of students, staff, and parents will continuously report an overall satisfaction level of satisfied or highly satisfied with Westfield Middle School.



Results are compiled and reported at the end of each school year.

Results are of most current data as of December, 2014.

Parent and student surveys are annual, and workplace surveys are biennial.



WMS students will sustain a 97% or greater attendance rate each trimester.



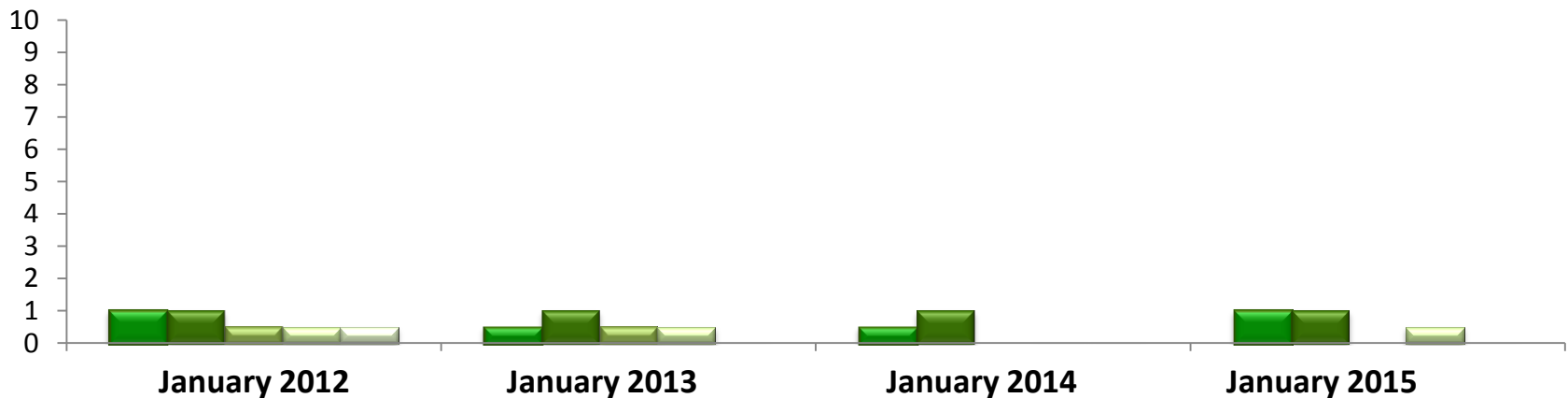
Results are compiled and reported at the end of each trimester. Results above are as of May 28, 2015.



“a shared district goal”

Westfield Washington Schools will achieve 8% year-end cash balances in all funds.

■ General Fund ■ Capital Projects ■ Debt ■ Transportation ■ Rainy Day



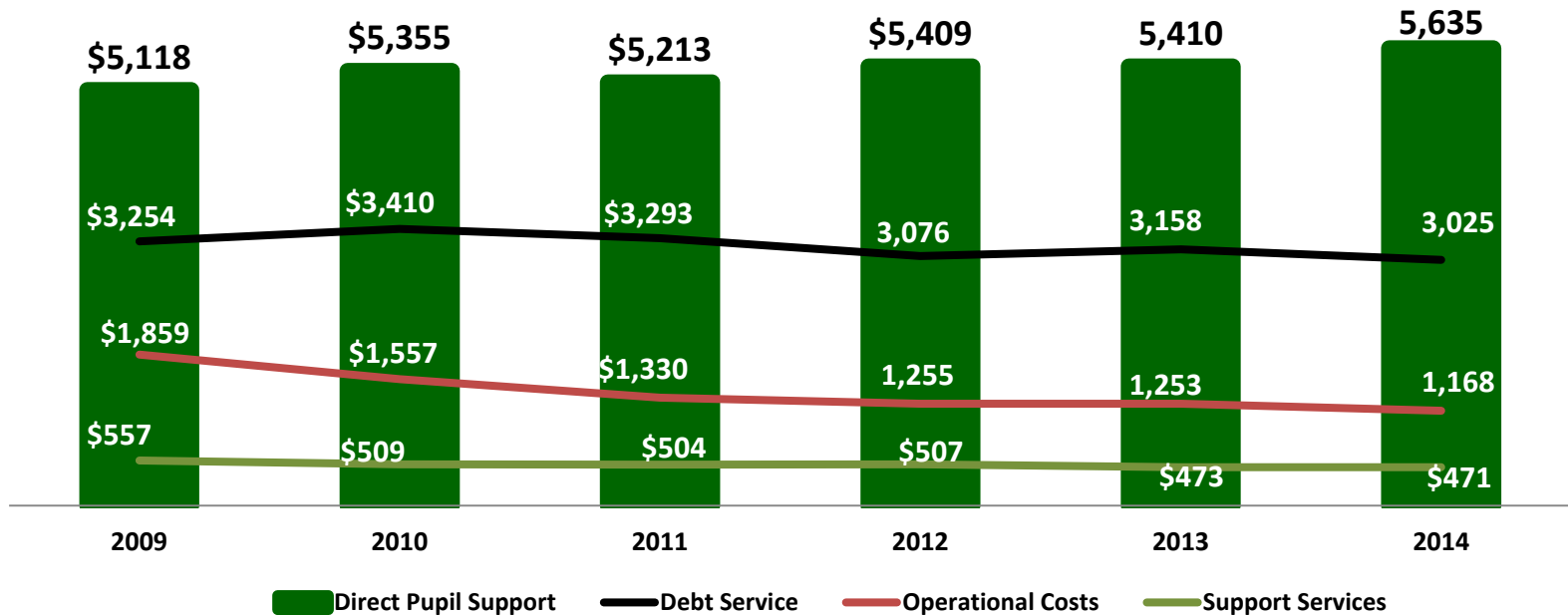
Cash balances have been depleted due to tax caps and decreased assessed value. Reduction of expenses to match decreased revenue is being addressed through cost containment processes and as a collaborative effort of the administration and staff assuring minimal impact on student learning. The goal for 2015 is to balance expenditures to current revenue and begin restoration of cash balances in all funds.

Public review of this goal is part of the January Board Meeting



“a shared district goal”:

Total expenditures per student in non-instructional funds will not increase by more than 1% per year. Available expenditures will be directed to the General Fund to meet instructional needs.



Direct pupil support includes those costs most directly connected to the student: instructional materials, staffing, etc.

WWS non-instructional funds are divided into three sub-categories:

1. debt service is the retirement of construction costs,
2. operational costs include maintenance of facilities and transportation, and
3. support services include staff and materials needed for supporting the business side of the organization.

Public review of this goal is part of the January Board meeting.

